

# 自動鐵皮送料機

Automatic Feeding Machine

# 自動複式剪鐵機


Automatic Gang Slitter

S-B34(M) 自動複式剪鐵機係針對罐身鐵皮裁剪設計之裁剪機，可與自動鐵皮送料機 S-B23B 連線使用。鐵皮送入第一道送料平台，經由左右兩組附彈力之滾輪導軌導正後由兩組推爪推入輪刀裁剪。長條鐵皮由搖擺桿(或磁鐵帶)支持後掉入第二道送料平台，再由附彈力之直邊導軌引導及兩組推爪推入輪刀裁剪。刀軸直徑110mm，採用新型夾緊式刀框及鎢鋼刀片，與多重壓輪設計，裁剪平穩，使鐵皮裁剪直角精度可達 $\pm 0.04\text{mm}$ 。刀框之增減可由本台側面塞入及取出。簡單及多重安全設計，使維修保養容易且換型簡便快速。

S-B34(M) Automatic Gang Slitter is designed for can body blank cutting and is recommended to link with Automatic Sheet Feeder S-B23B. Sheet is sent to first feeding table, guided by a pair of flexible roller guiding bars and is fed into roundcutters via two fingers. Long strips are support by several swing bars (or magnetic belts) then fall down to second feeding table by gravity. Strips are guided by a pair of flexible straight bars and are fed into round cutters via two fingers. With cutter shaft diameter 110mm, reliable mechanical clamping system and tungsten carbide cutter blades, make squareness precise can reach  $\pm 0.04\text{mm}$ . Number of cutter set can be easily added or removed through main frame side hole. With simple design and multiple safety devices, easy for maintenance and can size changeover.

## S-B23B

## S-B34(M)



Certified by

## ISO-9001

Quality Assurance System



新益機械工廠股份有限公司  
SHIN-I MACHINERY WORKS CO., LTD.



# 自動鐵皮供料機 Automatic Feeding Machine

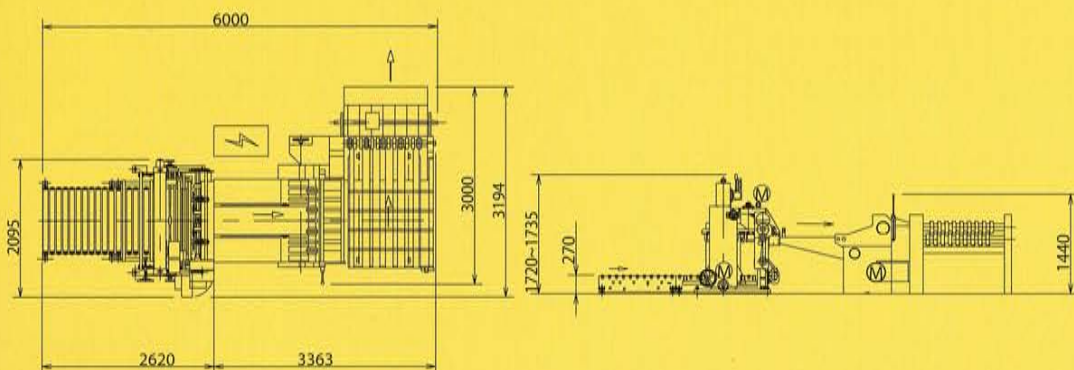

# 自動複式剪鐵機 Automatic Gang Slitter

## 特點：

- 使用夾緊式刀框及鎢鋼刀，尺寸變動方便且裁剪效果良好。
- 雙送料爪傳送方式，鐵皮定位容易。
- 設計可拆卸式軸承座，更換刀快速。
- 分離式壓輪方便增減。
- 可以與自動送料機及自動收料機連接成全自動生產線。
- 使用變頻器控制，可以配合產量調整速度。

## FEATURES:

- With clamping hub and carbide cutter, easy for size changeover and running accuracy.
- Double feeding dogs and push fingers design for squareness adjusting.
- Removable shafts bearing hub easy for cutters to remove or add.
- With splite draw ring, easy to add or remove.
- Can also connects with Automatic Sheet Feeder and Blank Receiver.
- Variable speed control to match the can body production requirement.



## 規格 (Specification):

機 型	MACHINE TYPE	S-B34(M)
鐵皮尺寸規格 Recommended tinplate width		1st op. 500~1140 mm 2nd op. 620~1140 mm
鐵皮最大厚度 Max. tinplate thickness		Max. 0.4mm
每 分 鐘 產 能 Capacity per minute		up to 30 sheets
需 要 馬 力 Horse power required		3HPx1:5 Reducer
空 氣 壓 力 Compressed air required		3kg/cm <sup>2</sup> x20L/min.
安裝面積及高度 Floor space overall height		3240x2340Wx1150Hmm
淨 重 Net weight (approx)		2000 kgs

機 型	MACHINE TYPE	S-B23B
馬口鐵最大尺寸 Max. tinplate size		1140x1140mm
馬口鐵最小尺寸 Min. tinplate size		500x600mm
每 分 鐘 產 能 Capacity per minute		up to 30 sheets
最大料片載重 Max. tinplate load		2000 kgs
需 要 馬 力 Horse power required		1/2HP & 1HP
安裝面積及高度 Floor space overall height		2956Lx2080Wx1585H mm
淨 重 Net weight (approx.)		1300kgs

\* 規格如有變動，恕不另通知。Subject to chang without notice.

\* S-B34M第一道出口附磁鐵輸送帶，適用於較寬條鐵皮。S-B34M with magnet conveyors at outlet of 1st. operation, suitable for wider strips (bigger can dia.).

新益機械工廠股份有限公司  
SHIN-I MACHINERY WORKS CO., LTD.

台灣省台中縣清水鎮清水里中正街 43 號  
NO.43 CHUNG-CHENG STREET, CHING SHUI, TAICHUNG, TAIWAN.  
TEL:886-(04)2623-8181 FAX:886-(04)2623-2129

Web address: <http://www.shinican.com>

E-mail: [shinican@ms15.hinet.net](mailto:shinican@ms15.hinet.net)

經銷商：  
AGENT：