

自動立式罐胴三縮頸及滾輪式反邊機

Automatic Vertical Triple Necker with Flanger



S-B47A自動立式罐胴三縮頸及反邊機採用直立式設計使其能與自動封罐機直接連線作業。罐身外壁經由塗油裝置塗油後由分罐螺桿及罐身轉盤帶入，經由三段浮動縮頸內模配合鎢鋼外模引導縮頸成型，然後經由滾輪式反邊模反邊成型。滾輪式反邊係由數個齒輪帶動旋轉之小滾珠對罐身緣擠壓成型。浸油式自動循環潤滑系統及多重安全設計，使維修保養容易且換型簡便快速。

S-B47A Automatic Vertical Triple Necker with Flanger with vertical design is easily to link and work together with automatic double seamer. Can cylinder outside wall is brushed with oil by an oiling device and is carried into by a timing screw and turrets. Triple neck is formed due to guidance from three shaped outer necking dies made of tungsten carbide. Proper floating inner dies are to prevent wrinkle. Then, necked can is flanged by spin flanging die. Spin flanging works by several gear driven turning rollers to squeeze can fringe. With recycleable centralized lubricating system and multiple safety devices, easy for maintenance and can size changeover.

S-B47A



Certified by
ISO-9001
Quality Assurance System



新益機械工廠股份有限公司
SHIN I MACHINERY WORKS CO., LTD.

自動立式罐胴三縮頸及滾輪式反邊機

Automatic Vertical Triple Necker with Flanger

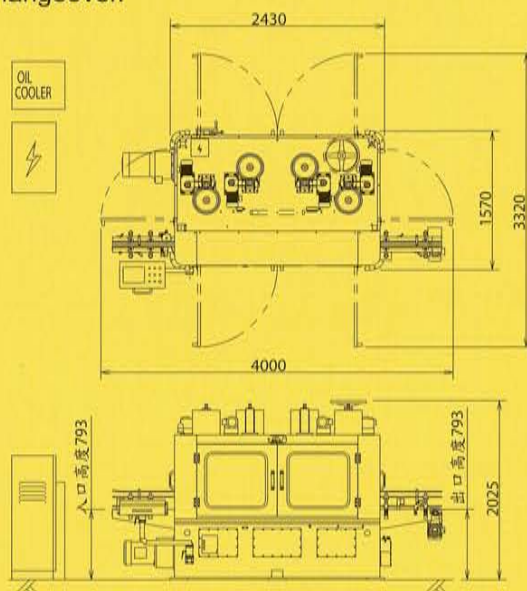
特點：

- 配備入口塗油裝置塗油於罐身外壁。
- 直立式入出罐，可直接與封罐機連接作業。
- 裝置可循環式集中潤滑系統，保養方便。
- 使用人機介面（觸控螢幕）控制系統及變頻器作設定及無段變速控制。
- 與罐身接觸面均硬鉻處理或使用乙稀龍，防止擦傷。
- 全機自動控制系統能配合客戶全線自動化需要。
- 安全設計完善，確保機台及人員安全。
- 罐高調整由馬達帶動，換型容易。



Feature:

- With inlet oiling device to brush oil on the can outside wall.
- Vertical design easy to connect with auto double seamer.
- Recycleable central control lubricating system.
- Use human-machine interface (touchable screen) control system and inverter for set up and variable speed control.
- Can guide and Turrets with hard chromium plating or Nylon material.
- Full Automatic Control system for Can making line requirement.
- Multi-safety design for machine and personnel safety.
- Can height adjustment driven by motors, easy for changeover.



規格 SPECIFICATIONS:

機 型 MACHINE TYPE	B47A (8H)	B47A (12H)
適 用 罐 徑 Range of Can Dia.	202~401 D	202~301 D
適 用 罐 高 Range of Can Height	80~180 mm	80~180 mm
每 分 鐘 產 能 Capacity per minute	Up to 800 CPM	Up to 1200 CPM
需 要 馬 力 Horse Power Required	10 HP+1/2 HP	15 HP+1/2 HP
安裝面積及高度 Floor Space Overall Height	4000Lx3320Wx2025H mm	4000Lx3320Wx2025H mm
淨 重 Net Weight(approx)	9000 kgs	9500 kgs

※如有變更，不另通知 Subject to change, without notice.

新益機械工廠股份有限公司
SHIN-I MACHINERY WORKS CO., LTD.

台灣省台中縣清水鎮清水里中正街 43 號
NO.43 CHUNG-CHENG STREET, CHING SHUI, TAICHUNG, TAIWAN.
TEL:886-(04)2623-8181 FAX:886-(04)2623-2129

Web address: <http://www.shinican.com>

E-mail: shinican@ms15.hinet.net

經銷商：
AGENT：