

自動立式檢罐機

Automatic Vertical Air Tester

S-B57L 自動立式檢罐機係針對大型圓罐之全自動檢漏設備，採用特殊檢測元件，檢漏功能優良；對孔徑極小之微細針孔亦能檢出。空罐上升由塞體塞入罐內後充氣於罐內，再由壓力檢測器檢測罐內壓力變化，罐路採用直立式設計，使用高壓罐線能直接連線作業。

多重安全設計，使維修保養極容易，加上換型極簡便快速，使 S-B57L 成爲當今大型圓罐最精確可靠之檢漏機。


The S-B57L is a fully Automatic Air Tester for big round can, mounting with computerized monitor for functions setting, and can flow monitoring. Empty can is lifted up to let a plug enter can then fill air into can, precise pressure sensor is to detect pressure variation inside the can. Machine with vertical design easy for canmaking line onnecting. Special pressure sensor detectable even small pin hole can be detected. Easy for can size chang over. So, S-B57L can satisfy the requirement of most discriminating and variability of round can market.

S-B57L

Certified by

ISO-9001

Quality Assurance System



Shin-I
新益

新益機械工廠股份有限公司
SHIN-I MACHINERY WORKS CO., LTD.

自動立式檢罐機

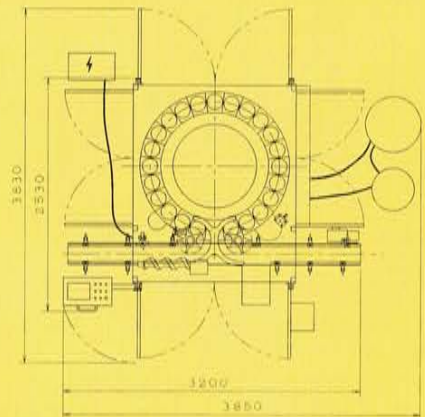
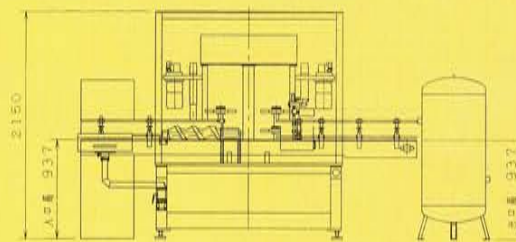
Automatic Vertical Air Tester

特點：

- 直立式設計，檢罐功能優良（檢測能力依罐型及產能而異）。
- 托罐盤由氣壓缸帶動，罐高改變容易，換型及保養方便。
- 使用人機介面（觸控螢幕）控制系統及變頻器作設定及無段變速控制。
- 與罐身接觸面均硬鉻處理或使用乙稀龍，防止擦傷。
- 全機自動控制系統能配合客戶全線自動化需要。
- 安全設計完善，確保機台及人員安全。

FEATURES:

- Vertical design and reliable in leakage testing, small pin hole can easily be detected (detection capability depends on can size and speed).
- Lifter plate is driven by air cylinder, easy changeover for different can height.
- Use human-machine interface (touchable monitor) control system and inverter for setup and variable speed control.
- Can guide and Turrets with hard chromium plating or Nylon material.
- Full Automatic Control system for Canmaking Line requirement.
- Multi-safety design for machine and personnel safety.



規格 (Specifications):

| 機 型 | MACHINE TYPE | S-B57L(24H) |
|---------------|--------------------------------|---|
| 適 用 罐 徑 | Range of can dia | 401 ~ 603 D |
| 適 用 罐 高 | Range of can height | 90 ~ 280 mm H |
| 檢 測 能 力 | Detectable leak | Dia. 0.12mm pin hole; depending on can size and speed |
| 空 壓 需 求 | Volume of air required | 0.5Mpa - 20HP |
| 使 用 產 能 | Capacity per minute | Up to 200 CPM; depending on can size |
| 馬 力 需 求 | Horse power required | 2 HP x 1 ; 1/4 HP x 1 |
| 安 裝 面 積 及 高 度 | Floor space and overall height | 3760L X 3220W X 2145H mm |
| 機 器 淨 重 | Machine net weight (approx.) | 5000 kgs |

※規格如有變更，恕不另通知 Subject to change without notice.

新益機械工廠股份有限公司 SHIN-I MACHINERY WORKS CO., LTD.

台灣省台中縣清水鎮清水里中正街43號
NO.43 CHUNG-CHENG STREET, CHING SHUI, TAICHUNG, TAIWAN.
TEL:886-(04)2623-8181 FAX:886-(04)2623-2129

Web address: <http://www.shinican.com>

E-mail: shinican@ms15.hinet.net

經銷商：
AGENT：